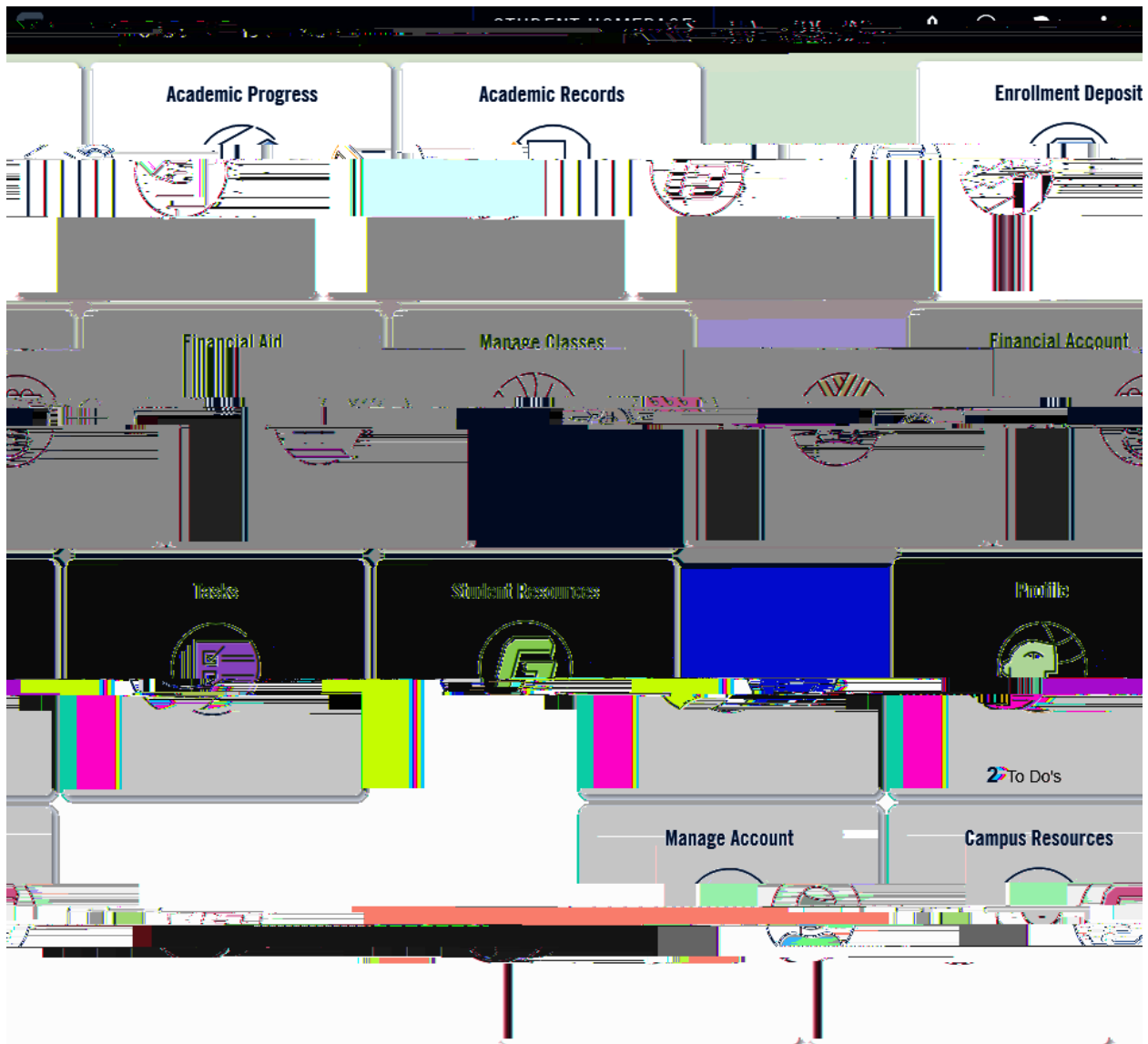
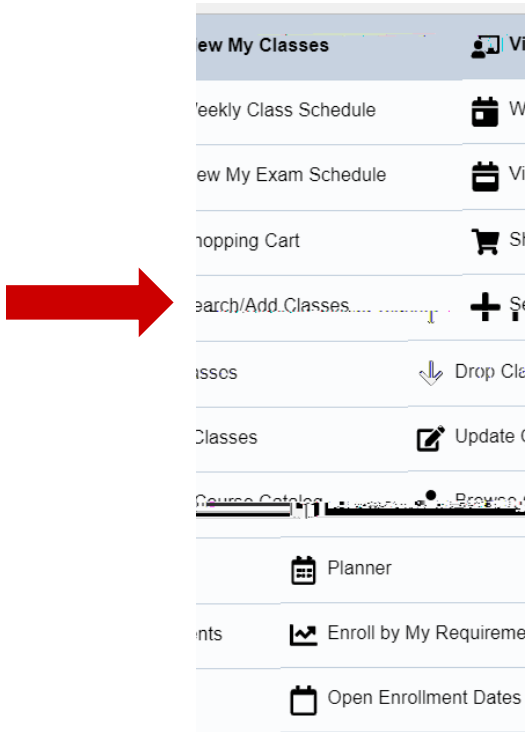


## How to Add/Register for a Class in MyGeorgeFox

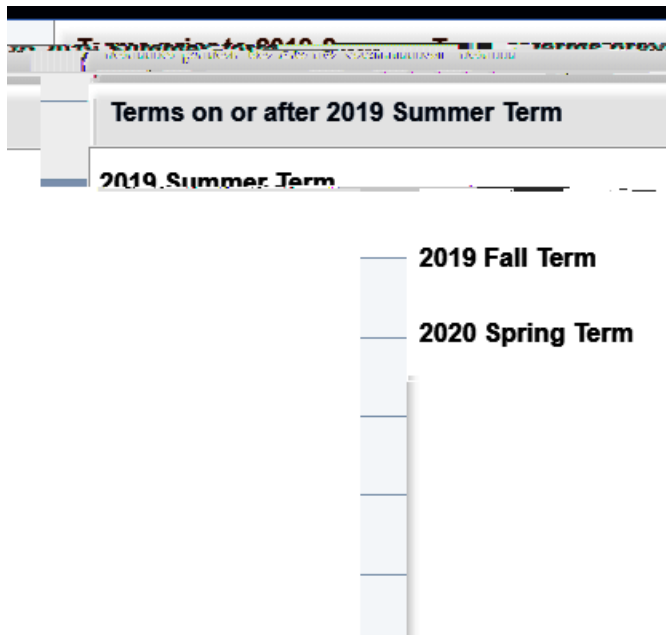


1. Log into MyGeorgeFox ([my.georgefox.edu](http://my.georgefox.edu)) using your GFU username and password.
2. Click Manage Classes.

3. Click Search/Add Classes.



4. Select the term in which you'd like to register.



5. Type in the class you're looking for. Typing the four letter code works best (ie. ARTS, LIBA, CSIS)  
Or use the "Additional ways to search" for more options.

6. Select the course you want. If what you're looking for doesn't appear, it likely isn't offered that term or you may need to seccent/19(rms.)1BC 116( se)tT9(act fthe AMCID 200.Span000912 0 312 792 reWB/F1 11.04 Tf1 0 0 1 54 324 35

8. If the class is full and you want to be put on the waitlist select the toggle button to read "Yes".

Click Accept to continue.



*If you have a permission number for a course, please enter it here. If applicable, the Permission Number field will appear. In some cases, a permission number may not be required and the field may be left blank. If you need a number but do not have one, contact the instructor for the class or the*